



# WS2812B

## Intelligent control LED integrated light source

### Features and Benefits

- The control circuit and the LED share the only power source.
- Control circuit and RGB chip are integrated in a package of 5050 components, form a complete control of pixel point.
- Built-in signal reshaping circuit, after wave reshaping to the next driver, ensure wave-form distortion not accumulate.
- Built-in electric reset circuit and power lost reset circuit.
- Each pixel of the three primary color can achieve 256 brightness display, completed 16777216 color full color display, and scan frequency not less than 400Hz/s.
- Cascading port transmission signal by single line.
- Any two point the distance does not exceed 3m transmission signal without any increase circuit.
- When the refresh rate is 30fps, cascade number are not less than 1024 points.
- Send data at speeds of 800Kbps.
- The color of the light were highly consistent, cost-effective..

### Applications

- Full-color module, Full color soft lights a lamp strip.
- LED decorative lighting, Indoor/outdoor LED video irregular screen.

### General description

WS2812B is a intelligent control LED light source that the control circuit and RGB chip are integrated in a package of 5050 components. It internal include intelligent digital port data latch and signal reshaping amplification drive circuit. Also include a precision internal oscillator and a 12V voltage programmable constant current control part, effectively ensuring the pixel point light color height consistent.

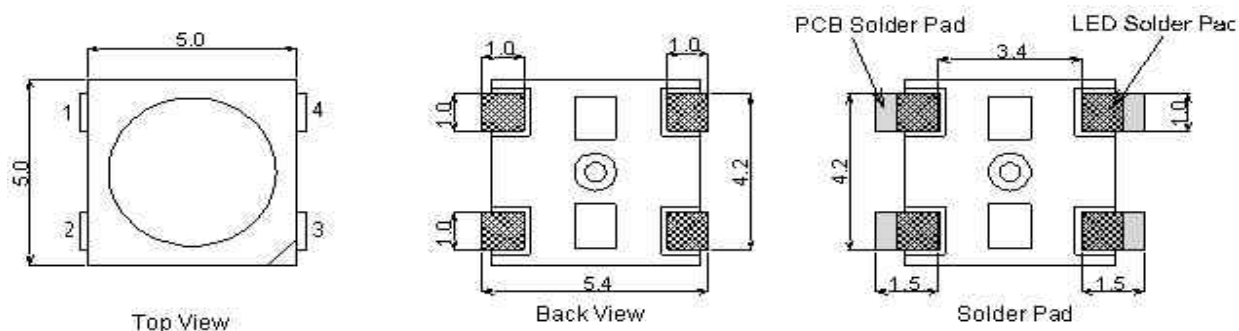
The data transfer protocol use single NZR communication mode. After the pixel power-on reset, the DIN port receive data from controller, the first pixel collect initial 24bit data then sent to the internal data latch, the other data which reshaping by the internal signal reshaping amplification circuit sent to the next cascade pixel through the DO port. After transmission for each pixel, the signal to reduce 24bit. pixel adopt auto reshaping transmit technology, making the pixel cascade number is not limited the signal transmission, only depend on the speed of signal transmission.

LED with low driving voltage, environmental protection and energy saving, high brightness, scatter is large, good consistency, low power, long life and other advantages. The control chip integrated in above becoming more simple circuit, small volume, convenient installation.

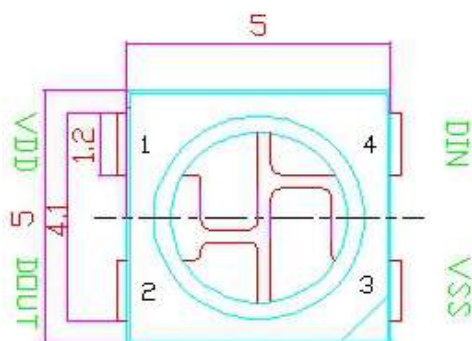
# WS2812B

Intelligent control LED  
integrated light source

## Mechanical Dimensions



## PIN configuration



## PIN function

NO.	Symbol	Function description
1	VDD	Power supply LED
2	DOUT	Control data signal output
3	VSS	Ground
4	DIN	Control data signal input

## Absolute Maximum Ratings

Parameter	Symbol	Ratings	Unit
Power supply voltage	$V_{DD}$	+3.5~+5.3	V
Input voltage	$V_I$	-0.5~ $V_{DD}+0.5$	V
Operation junction temperature	$T_{opt}$	-25~+80	°C
Storage temperature range	$T_{stg}$	-55~+150	°C



# WS2812B

Intelligent control LED  
integrated light source

## Electrical Characteristics (T<sub>A</sub>=-20~+70°C, V<sub>DD</sub>=4.5~5.5V, V<sub>SS</sub>=0V, unless otherwise specified)

Parameter	Symbol	conditions	Min	Tpy	Max	Unit
Input current	I <sub>I</sub>	V <sub>I</sub> =V <sub>DD</sub> /V <sub>SS</sub>	—	—	±1	μA
Input voltage level	V <sub>IH</sub>	D <sub>IN</sub> , SET	0.7V <sub>DD</sub>	—	—	V
	V <sub>IL</sub>	D <sub>IN</sub> , SET	—	—	0.3 V <sub>DD</sub>	V
Hysteresis voltage	V <sub>H</sub>	D <sub>IN</sub> , SET	—	0.35	—	V

## Switching characteristics (T<sub>A</sub>=-20~+70°C, V<sub>DD</sub>=4.5~5.5V, V<sub>SS</sub>=0V, unless otherwise specified)

Parameter	Symbol	Condition	Min	Tpy	Max	Unit
Operation frequency	F <sub>osc2</sub>	—	—	800	—	KHz
Transmission delay time	t <sub>PLZ</sub>	CL=15pF, DIN→ DOUT, RL=10KΩ	—	—	300	ns
Fall time	t <sub>THZ</sub>	CL=300pF, OUTF/OUTB TG/OUTB	—	—	120	μs
Data transmission rate	F <sub>MAX</sub>	Duty ratio 50%	400	—	—	Kbps
Input capacity	C <sub>I</sub>	—	—	—	15	pF



# WS2812B

Intelligent control LED  
integrated light source

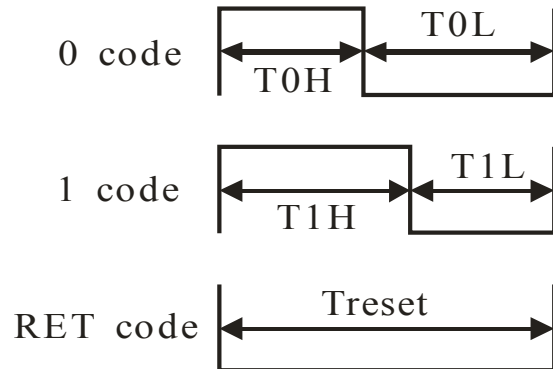
## LED characteristic parameter

Emitting color	Model	Wavelength(nm)	Luminous intensity(mcd)	Voltage(V)
Red	13CBAUP	620-630	550-700	1.8-2.2
Green	13CGAUP	515-530	1100-1400	3.0-3.2
Blue	10R1MUX	465-475	200-400	3.0-3.4

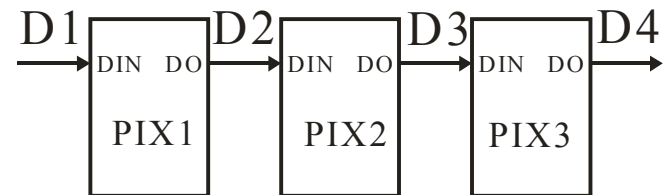
## Data transfer time( $T_H+T_L=1.25\mu s\pm 150ns$ )

T0H	0 code ,high voltage time	0.4us	$\pm 150ns$
T1H	1 code ,high voltage time	0.85us	$\pm 150ns$
T0L	0 code , low voltage time	0.85us	$\pm 150ns$
T1L	1 code ,low voltage time	0.4us	$\pm 150ns$
RES	low voltage time	Above $50\mu s$	

## Sequence chart:



## Cascade method:

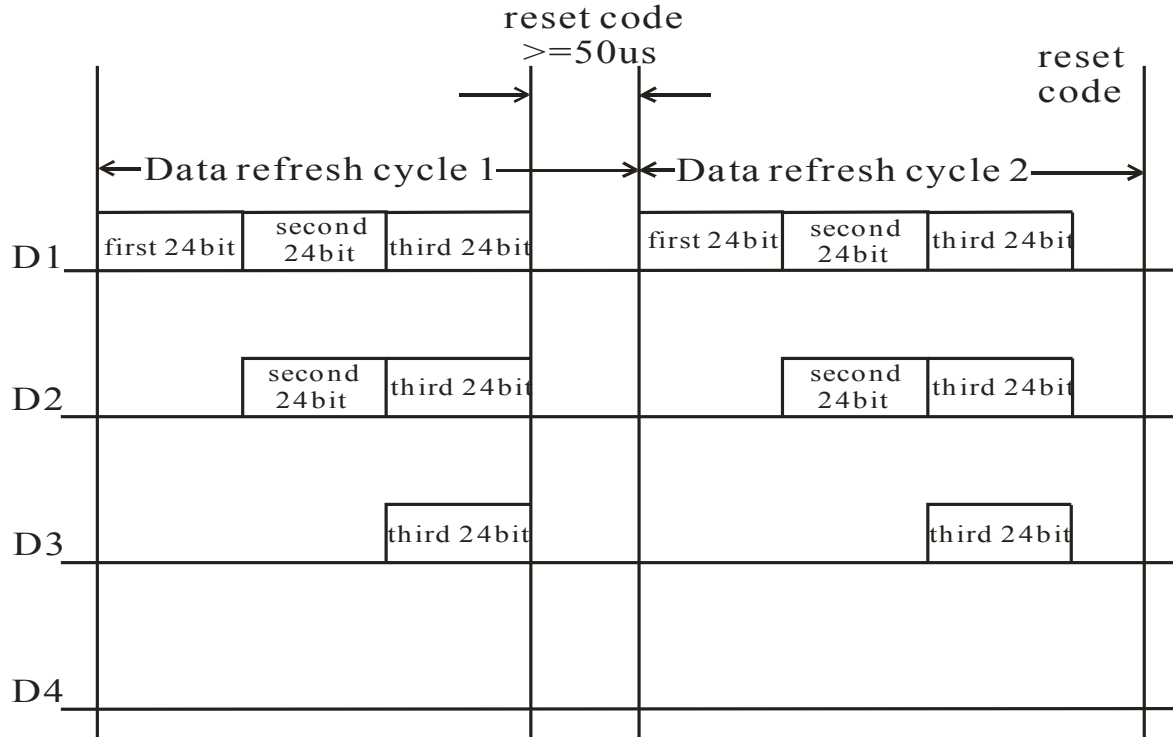




# WS2812B

Intelligent control LED  
integrated light source

### Data transmission method:



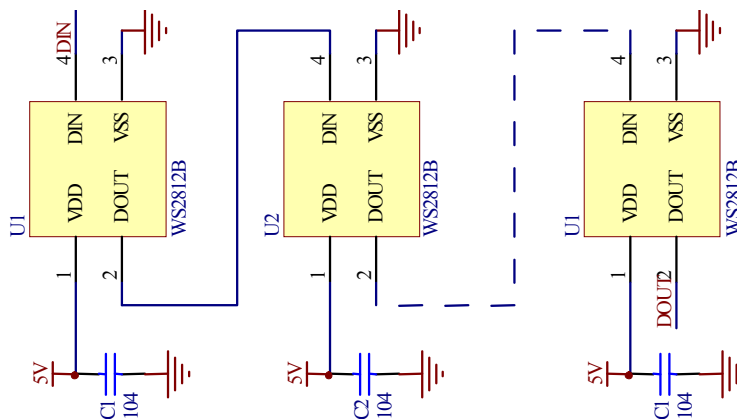
Note: The data of D1 is send by MCU,and D2, D3, D4 through pixel internal reshaping amplification to transmit.

### Composition of 24bit data:

G7	G6	G5	G4	G3	G2	G1	G0	R7	R6	R5	R4	R3	R2	R1	R0	B7	B6	B5	B4	B3	B2	B1	B0
----	----	----	----	----	----	----	----	----	----	----	----	----	----	----	----	----	----	----	----	----	----	----	----

Note: Follow the order of GRB to sent data and the high bit sent at first.

### Typical application circuit:





# WS2812B

Intelligent control LED  
integrated light source

## Reflow requirements:

Profile Feature	Lead-Based Solder	Lead-Free Solder
Average Ramp-Up Rate ( $T_{s_{max}}$ to $T_p$ )	3°C/second max.	3°C/second max.
Preheat: Temperature Min ( $T_{s_{min}}$ )	100°C	150°C
Preheat: Temperature Min ( $T_{s_{max}}$ )	150°C	200°C
Preheat: Time ( $t_{s_{min}}$ to $t_{s_{max}}$ )	60-120 seconds	60-180 seconds
Time Maintained Above: Temperature ( $T_L$ )	183 °C	217 °C
Time Maintained Above: Time ( $t_L$ )	60-150 seconds	60-150 seconds
Peak/Classification Temperature ( $T_p$ )	215 °C	250 °C
Time Within 5°C of Actual Peak Temperature ( $t_p$ )	10-30 seconds	5-10 seconds
Ramp-Down Rate	6°C/second max.	6°C/second max.
Time 25 °C to Peak Temperature	6 minutes max.	8 minutes max.

## Reflow considerations:

- 1、 Keep the product before using it in the oven and bake 65~70 degrees 24 house;
- 2、 After coming out from the oven within 2 hours immediately complete;
- 3、 Use of the product is not finished in time back in the oven;
- 4、 When the shift, the patch and then completed the furnace had finished work, there is no patch back into the oven in time